

2022 SOUTHEASTERN ARIZONA LIVESTOCK EXPO HORSE PROJECT RULE BOOK



The Southeastern Arizona Livestock EXPO operates under the Champions for Youth Foundation and does not and shall not discriminate on the basis of race, color, religion (creed), gender, gender expression, age, national origin (ancestry), disability, marital status, sexual orientation, or military status in any of its activities or operations. Persons with a disability may request a reasonable accommodation by calling 520-507-2220. Requests should be made as early as possible to allow time to arrange for accommodations. Copies of this Rule Book are available electronically at <https://www.championsaz.org/>.

Greetings, Livestock Families!!

The Southeastern Arizona Livestock Expo (EXPO) Board is excited to host our third annual Youth Livestock show and auction in Willcox, Az!! The 2022 EXPO will be held on **Thursday, September 8th** through **Saturday, September 10th** at Quail Park in Willcox. We are excited for the addition of a horse project for 2022 and continuation of the dog program that debuted in 2021.

The goal of EXPO is to help foster and develop youth with strong values in leadership, integrity and an emphasis in education while connecting people to agriculture through community projects and events. Our creed is “Growing. Learning. Giving Back.” The 2022 EXPO logo is themed pink and a portion of our 2022 commissions will be donated to the Mount Graham Safe House in Safford, Arizona. The Safe House is an emergency crisis center serving adult and child victims of domestic violence.

At the 2022 EXPO, we look forward to offering you delicious food vendors, retail vendors, games and a family dance - fun for the whole family! We welcome all youth livestock exhibitors and families to the Southeastern Arizona Livestock EXPO, the #best3daysinseptember!



Southeastern Arizona Livestock EXPO Board of Directors:

Patina Thompson (Willcox) – President	520-507-2220
Lance Owen (Willcox) – Vice-President	520-507-6931
Shanna Adams (Willcox) – Treasurer	520-507-5225
Jena Thompson (Willcox) – Secretary	520-471-3652
Bridger Skaarer (Benson) – Director	520-260-7591
Tina Mascarenas (Willcox) – Director	520-253-0005
Shaun Thompson (Willcox) – Director	520-400-8515
Shaye Klump (Willcox) – Director	520-678-1080

Superintendents: Lance Owen (Swine), Sandy McDonald and JC McDonald (Sheep), Amy Evans (Meat goat), Shane Thompson (Beef), Jena Thompson and Annette Segovia (Small stock), Tina Mascarenas (Dairy goat and Dog), Krista Shipley (Horse).

Champions for Youth (CFY) Representation (non-voting): Dwayne Owen and Susan Pater

2022 EXPO SHOW SCHEDULE

April 1, 2022 - Enrollment deadline for all large market and small stock Youth Exhibitors

OWNERSHIP DEADLINES:

April 10, 2022 Dog and Market / Carcass Beef ownership deadline (150 days)
June 9, 2022 Market / Carcass Swine, Sheep, Goat ownership deadline (90 days)
July 8, 2022 Small stock ownership deadline (60 days)
July 24, 2022 Meat rabbit and poultry ownership deadline

LARGE LIVESTOCK TAGGING DATES:

March 26, 2022 Initial Beef tagging date
April 16, 2022 Final Beef tagging date
May 28, 2022 Initial Swine / Sheep / Goat tagging date
June 18, 2022 Final Swine / Sheep / Goat tagging date

*** Large livestock entry forms and fees are due by the final tagging date of the given species ***

July 15, 2022 - Small stock, Horse and Pee Wee entry forms due

Sunday August 28, 2022 – Carcass show Live Judging (all species)

Wednesday August 31, 2022 – Carcass Show Viewing and Results

Thursday September 8, 2022

6:00 am – 9:00 am Large stock animal weigh-in
6:00 am – 9:00 am Small stock animal check-in
1:00 pm All Exhibitor Meeting in the show ring
3:00 pm Horse Show
5:00 pm Dog Show

Friday September 9, 2022

8:00 am – 11:00 am Small Stock Showmanship / Breed Judging to follow
9:00 am Dairy Goat: PeeWee / Showmanship / Breeding
Pygmy Goat: PeeWee / Showmanship / Breeding
10:00 am Sheep: Pee Wee / Showmanship / Market
12:30 pm Beef: Pee Wee / Showmanship / Market
3:00 pm Goat: PeeWee / Showmanship / Market
5:00 pm Swine: PeeWee / Showmanship / Market
Parade of Champions (immediately following swine show)
7:00 pm Sale Notifications Due / Family Games / Family Dance

*** All Showmanship order will be Senior novice, Senior, Junior novice, Junior ***

Saturday September 10, 2022

8:00 am Round Robin Showmanship
12:00 pm Buyers Luncheon
1:00 pm Opening Ceremonies, Round Robin Showmanship winners announced,
Southeastern Arizona Livestock EXPO small and large livestock auction
7:00 pm All Animals Out of Barns

2022 Southeastern Arizona Livestock EXPO Horse Project Rule Book

Superintendent / Leader: Krista Shipley (520) 253-0586

This Rule Book establishes uniform regulations and procedures to participate in Southeastern Arizona Livestock EXPO Horse Show. These rules will govern the EXPO horse project/show. The classes herein represent the majority interests of Southeastern Arizona Livestock EXPO members participating in the horse project/show. All EXPO horse project clinics and shows should promote an educational atmosphere for youth participants. Competitive events are divided into two age divisions based on the EXPO member's age as of January 1 of the current year:

- Junior: ages 8 to 13
- Seniors: ages 14 to 18

Educational Objectives

- Learn safety precautions to prevent injuries to themselves, others, and their mounts.
- Develop leadership, initiative, self-reliance, sportsmanship, and other desirable traits and characteristics.
- Experience the pride and responsibility of owning or managing a horse or pony.
- Appreciate horseback riding as a healthful and wholesome form of recreation.
- Acquire skills and fundamental knowledge in basic horsemanship.
- Gain knowledge of breeding, raising, feeding, and training horses.
- Realize a greater love for animals and a humane attitude toward them.
- Practice citizenship responsibilities by working together in groups and supporting community horse projects and activities.

GENERAL RULES AND REGULATIONS

ELIGIBILITY: The EXPO is open to youth within Arizona. Exhibitors who have reached the age of eight (8) by January 1 of the year the EXPO will be held. All participants are expected to meet or exceed all of the requirements in this Rule Book.

ENROLLMENT DEADLINE: The Youth Exhibitor must be enrolled by April 1. There is NO FEE to be enrolled as a Youth Exhibitor. Forms are available online at <http://www.championsaz.org>, or by emailing seazexpo@yahoo.com. An Exhibitor is encouraged to enroll in every project area they may be interested in.

REGISTRATION DEADLINES: Items to be submitted by 5:00 pm on the due date unless otherwise stated.

ELIGIBLE HORSES: Yearling horses, mares and geldings will be accepted to show. Stallions WILL NOT be allowed to show.

CLINICS: Youth Exhibitors are required to attend at least 2 outside shows and/or EXPO Horse Project Clinics. Proof of attendance must be submitted

ENTRY FEES:

Arena Fee per Exhibitor: \$20.00

Fee per class: \$5.00

Fees are payable to Southeastern Arizona Livestock Expo, P.O. Box 814, Willcox, AZ 85644. Payments may be made through PayPal, Venmo, cash or check.

ENTRY DEADLINE: All horse project Exhibitors must be entered and paid for by July 15. There are no late fees or exceptions. Youth Exhibitors and their parents/guardians are responsible for checking that their entries are correct.

GENERAL CARE OF THE HORSE: While assistance is needed for youth to develop skills, it is not intended for others to prepare and care for project horses without the hands-on involvement and direction of the youth (i.e. fitting, daily care and riding). Those assisting EXPO members in the development of their horse project must participate as an *educator* who prioritizes the development of youth. Leaders, parents and others influencing the exhibition of the project should make every effort to encourage EXPO members to take the lead role in decision-making, and the handling and care of their project prior to and during exhibitions.

EXHIBITOR ATTIRE: Youth Exhibitors must wear a white collared button up shirt or show attire as suited for each class. Cowboy hats are welcome. English class participants must have proper show shirt and breeches., etc.

CHECK-IN TIMES: All livestock must be on the grounds by 9 am on Thursday of the start of EXPO. There are some pens available on-site and will be first-come, first-served. Refer to the schedule on page 3.

RELEASE TIME: Release time for all exhibits is set by the EXPO Board. Normal release time for all livestock is 7:00 pm on Saturday, September 10.

SAFETY FIRST: Make sure that the safety of participants, horses, and spectators are safe at all time during shows.

PREMIUMS & AWARDS: Premiums shall be awarded exclusively on the basis of exhibit merit, and sole entries shall not be entitled to an award unless they meet judging standards. The EXPO Board reserves the right to modify or replace awards without notice, at our sole discretion.

RECORD BOOKS: All youth Exhibitors in the EXPO Horse Project will be required to keep a record book on their project. Member Record Books will be reviewed and Judged for completeness, accuracy and overall ability to convey your history in the project. Scores will be submitted to the Southeastern Arizona Livestock Expo and Horse Show. LATE BOOKS WILL NOT BE ACCEPTED Incomplete or

partial books will NOT be accepted. We will NOT chase down members, leaders, trainers or parents for signatures or missing pages. All books MUST be submitted by September 1 to allow time for judging.

LOSS OR DAMAGE: Every animal entered for exhibition will be in the charge of the species Superintendent; but the EXPO and City of Willcox (COW) will in no case be responsible for any loss or damage which may occur, and entries are made and accepted on this condition. As such, an entry for exhibition in the EXPO will release liability and hold EXPO and COW harmless. Youth Exhibitors are cautioned to keep equipment stored where it will not be lost or stolen. The EXPO Board and COW accepts no responsibility for loss or damage of such equipment.

EDUCATIONAL DISPLAY: Each Youth Exhibitor is required to submit an educational display to accompany their EXPO project. The display should provide educational material and facts about their breed, progress of their project, pictures, and what they learned from the experience. Displays should be able to be hung up and be of neat and clean appearance with spelling and grammar appropriate for the given age group. Age groups will be from 8-10, 11-13, 14-18.

GENERAL RULES FOR 2022 EXPO HORSE SHOW

1. SAFETY COMES FIRST!

2. When mounted/driving all members should wear ASTM or SEI approved equestrian protective headgear with three-point harness. An approved equestrian helmet should be worn by members while participating in ANY EXPO event, including club riding meetings, pre-point shows, clinics, etc.

****If the participant chooses NOT to wear protective/approved headgear, the participant must sign a waiver to release EXPO from any injury occurred during any event said participant is in.

3. Riding Etiquette

- a. Do not cut off other riders; look before making turns.
- b. All horses should be moving in the same direction.
- c. If you are having problems with your horse, ride to the center of the arena. Stand until excused, the class is over, or someone assists you.

4. At no time will an expensive outfit or tack be given merit over a neat, clean outfit or tack in good repair.

5. The Exhibitor must prepare his/her own animal(s) at a show without the assistance from any adult, professional attendant or trainer, except where there is a question of safety.

6. From the time the horse enters the grounds; no trainer or person other than an EXPO Exhibitor may ride the horse and/or assist the Exhibitor.

- a. This rule does not apply to shared project horses or an adult co-contestant in team roping classes.
- b. The only time assistance is allowed is when safety of horse or rider is at risk.

7. The decision of the judge is final.

8. Poise, Alertness and Merits

a. Keep alert and be aware of the position of the judge at all times.

b. Do not be distracted by persons or things outside the ring.

c. Respond quickly to requests from the judge and officials.

d. Recognize quickly and correct faults of your horse.

e. Keep showing until the entire class has been placed and excused from the ring, unless the judge has instructed otherwise.

f. Judging begins when the Exhibitor enters the arena or ring and ends when the class is dismissed.

9. The use of drugs in horses participating in the Show is prohibited unless the drugs are prescribed, for therapeutic reasons, by a licensed veterinarian and do not pose a safety hazard. Violations of this rule may result in disqualification from the show or the revocation of awards and placings.

10. No bare feet or open-toed shoes will be permitted at any time while working around or in the vicinity of a horse.

11. Junior riders shall not be required to dismount in the ring unless required by the specific discipline.

12. The judge may take an award away from any contestant for unsportsmanlike conduct even after the class has been placed.

13. The horse(s) should have all appropriate vaccinations prior to being show at EXPO. The horse(s) should not exhibit any signs of sickness at the time of the EXPO Horse Show. Proof of vaccinations may be asked for by EXPO Show Officials at time of check-in for show.

GENERAL GROUNDS FOR DISQUALIFICATION

1. There will be no refund of entry fees when Exhibitors are disqualified for any reason.

2. Misrepresentation of a horse or Exhibitor in any way will be grounds for forfeiture of all prizes won and disqualification of Exhibitor for this show. (Exhibiting a horse not listed on Exhibitor's project/show registration, age of horse, etc.).

3. In all performance disciplines: ABSOLUTELY NO coaching toward any Exhibitor in the show ring, verbal or otherwise will be permitted. This could result in the disqualification of the Exhibitor by the Judge and/or Show Officials.

a. Cheering or general encouragement is acceptable. Specific direction to an Exhibitor or horse is not allowed.

4. Any horse that becomes unmanageable, endangers the safety of the rider, other Exhibitors, spectators, or other horses (in the opinion of the Judge and/or Show Officials) will be disqualified from the class and excused from the arena.

a. If the horse remains unmanageable, it may be disqualified from the show.

5. All lame, sick, or underweight horses may be excused from any or all classes at the discretion of the Judge and/or Show Officials.

a. A non-contagious (e.g. allergies, etc.) or underweight horse may be accepted with a properly documented medical certificate from a veterinarian provided prior to the show to the show management and/or show officials.

6. Any Exhibitor who is assisted past the gate opening will be disqualified.

7. Unnecessary roughness and abuse of animals will not be permitted. Unnecessary spurring, striking or beating of the horse in any manner at any time on the show grounds will be cause for disqualification of the rider/Exhibitor by the Judge and/or Show Officials for the remainder of the show. This decision will be final.

a. Whipping, batting or spurring in front of the cinch, except for proper use of English crops or bats.

8. Any discourtesy or acting unmannerly towards any Judge, Show Official, spectator(s) and other Exhibitors by Exhibitors, spectators, and/or leaders will NOT be permitted. Such behavior reported to a show official may result in the Exhibitor being disqualified for the remainder of the Show and/or EXPO events. Additionally, spectator(s) may be asked to leave the Show Grounds.

9. Entering the ring without appropriate dress.

10. Entering the ring without a number card.

Ownership and Leasing

Each project horse must be managed according to the following guidelines:

- Ownership — Youth may own the horse themselves, or use a family-owned horse (immediate family: parent, stepparent, sibling, stepsibling, grandparent, or legal guardian). In any case, the youth participant must manage the horse at least 75 percent of the time during the project time span. The EXPO project year starts in October 1st and goes through September 30th. Members should be expected to start their horse record on October 1. In cases where a horse is not purchased until after Oct. 1, members are expected to start their horse record as soon as the horse is purchased. EXPO Horse project horses must have identification submitted through the Southeastern Arizona Livestock EXPO. Email identification to seazexpo@yahoo.com.
- Leasing — The leasing option is intended for youth who do not have access to family-owned horses or who want to expand their participation in the EXPO Horse Project.
- A horse that is leased must be identified through the Southeastern Arizona Livestock EXPO on or before April 11th, 2022.

- If an EXPO member identifies a family-owned horse, 1 additional horse may be leased and identified.
- Youth must manage the leased horse at least 75 percent of the time from April 11 through September 30.
- Members are expected to start their records on October 1, or as soon as the horse is leased on or before April 1st (also the deadline to enroll as a youth Exhibitor).
- If an EXPO member leases his or her project horse to another EXPO member, the leaser forfeits the right to exhibit the horse at EXPO shows during that lease period.

Sharing Project Horses — Siblings and Stepsiblings

- The names of all siblings who intend to show the horse must be listed on the 4-H Horse Identification submitted on or before May 1.
- Youth may exhibit the same horse; however, the horse cannot participate in the same class in the same age division more than once at a given show.
- Youth can be in same age division, but will have to participate in different classes.
- Youth must share management of the horse.

Identification

Deadline to send identification and proof of ownership/lease: April 1st to exhibit in 2022 Southeastern Arizona Livestock EXPO and Horse Show.

Each EXPO member must properly identify his or her owned or leased project horse(s) with the EXPO horse identification certificate. The horse identification certificate must be submitted to the Southeastern Arizona Livestock EXPO via email or mail annually on or before April 1st each year.

Age

Horse — As is standard practice in the equine industry, a horse is considered to be a year older each January 1. For example, a foal born in 2021 is considered to be 1 year old on Jan. 1, 2022, regardless of which day in 2021 the foal was born.

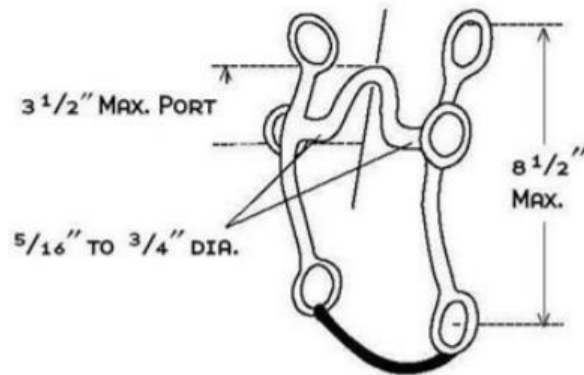
EXPO member — Age determined on January 1 of the current EXPO year. Member must be age 8 on January 1 of the year the EXPO is held to be eligible to participate.

General Equipment

General Equipment: The judge or show officials may disqualify any entry using equipment that they deem too severe, or request the alteration of such equipment. Silver/fancy equipment will not count over good, working equipment.

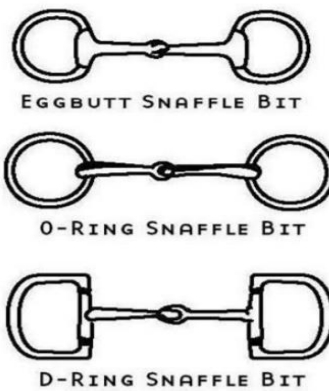
Headstalls: Suitable Western and English headstalls must be used. One, two eared or brow band headstalls or other. A brow band headstall must be used with a throat latch.

Curb Bits: A curb bit must be used on horses six years old and older. It is optional on younger horses. The length of the shank is a maximum of 8.5 inches. If the bit has a port, the maximum height of the port is 3.5 inches. 2. Gag bits will NOT be allowed.



Measuring a Curb Bit

Snaffle Bits: A snaffle bit (D-ring, O-ring, or egg butt) is permissible, provided the horse is five years old or younger. Mouthpieces may be round, oval, egg-shaped, or smooth wire with a diameter of 5/16" to 3/4" "measured 1" from the cheek. Square mouthpieces will NOT be permitted.



Curbs: Curb straps or chains must be flat and not less than 1/2 inch wide.

Acceptable Curb Chains/Straps



Legal-Flat leather-over 1/2" wide



Legal-Flat nylon-over 1/2" wide



Legal-Double link flat chain-over 1/2" wide nylon end straps.



Legal-Double link flat chain-over 1/2" wide leather end straps



Legal-Double welded chain links-over 1/2" wide



Legal-Very wide flattened chain links-Hunt & Polo

Unacceptable Curb Chains/Straps



Not Legal-Braided leather (rawhide)-Too narrow and too rough



Not Legal-round braided leather-wide enough, but rough and not flat



Not Legal-round leather-Too narrow all across, not flat

ENGLISH SECTION I - ENGLISH GENERAL TACK

*Tack should be neat, clean, and in good repair.

PERMISSIBLE:

Bridles and bits shall be of standard English type, i.e. English snaffle, Pelham (with four reins) or Kimberwick, all with a cavesson/noseband and brow band.

Saddles will be English Hunt Seat, Flat, or forward seat/jumping. Saddles may have a suede seat and/or a suede insert on the skirt.

Breastplates are optional.

Crops are optional but not permitted in Equitation flat classes.

Spurs are optional but shall be of the un-roweled type.

Martingales are permitted in over-fences classes, but not permitted in flat classes, hunter or equitation.

Splint boots or galloping boots are permitted in over fences classes only.

NOT PERMISSIBLE:

1. Martingales are prohibited in all flat classes and Hunter Hack Class.
2. Draw reins or jumping hackamores are not permitted in any classes.
3. Full/Double bridles are not allowed in any class.
4. Flash/Figure Eight nosebands are not allowed in Hunt Seat English Flat Classes.

SECTION II- ENGLISH GENERAL ATTIRE

1. ASTM or SEI approved equestrian protective headgear with three-point harness is required.
2. May include breeches and tall boots, breeches with half chaps and paddock boots, or jodhpur and paddock boots.
 - a. Skirts and split skirts are allowed if for religious reasons.
3. English shirt or blouse
4. Optional Tie a. Choker, stock or conventional men's tie.
5. Coats (optional for LL, walk/trot and beginner only)
 - a. May be waived by Show Committee in the event of heat.
6. Gloves (optional)

SECTION III- ENGLISH GENERAL RULES

Riders will be judged on their ability to ride the correct seat, regardless of the breed of horse.

1. Juniors will not be required to dismount and mount.
2. Tail braiding is optional for Hunters.

OVER FENCES

1. Three refusals, cumulative, will result in elimination.

2. If refusal or run-out occurs while attempting an in and out, Exhibitors will re-jump all elements of the combination.
3. Exhibitor may circle once before the first jump of the course.
4. Jump Courses will not be used as practice courses at any time.
5. Contestants may be given an opportunity to walk (on foot, not on horseback) the jump course and/or measurements of the course will be shown on the posted pattern for the course.
 - a. If there is a walk through, it will be at a time designated by the show management prior to the start of the jumping competition.
 - b. It will be the show management's decision if there is a walk through or if the measurements are posted on a pattern.
6. Show Management will provide at least one practice jump in the warm-up area.

Suggested obstacles to be used:

1. In and Out
2. Brush Jumps
3. Oxer
4. Rails
5. Coop
6. Cross Bar
7. Gate *In areas of question, EXPO rules will defer to the USEF (United States Equestrian Federation) Rule Book.

Prohibited obstacles:

1. Triple Bar
2. Hog backs
3. PVC Pipes

English Class Descriptions:

Hunter Hack: A transitional English class between hunter under saddle and working hunter. Horses are required to perform a pattern that includes jumping two fences. Then all Exhibitors are asked for rail work at the walk, trot and canter both directions in the ring. Emphasis is on manner and way of going on the flat and style over fences. <https://www.aqha.com/hunter-hack>

Hunt Seat Equitation: Hunt seat equitation is an event that tests the rider's ability – not the performance of the horse. Contestants work a predetermined pattern that includes changing

gaits, backing up, figure 8's, counter-cantering, and more. <https://www.aqha.com/news-and-publications/e-books/free-ebooks/hunt-seat-equituation-patterns>

Hunter Under Saddle: A preliminary class for English riding disciplines in which judges evaluate a hunter-type American Quarter Horse on the flat, at a walk, trot and canter. Emphasis is placed on smoothness of gait, free-flowing stride and willingness to perform. Exhibitors must wear traditional English attire. <https://www.aqha.com/hunter-under-saddle>

Western Classes Descriptions:

Halter Class Descriptions

Showmanship at Halter: The “Showmanship at Halter” event is also known as “Fitting and Showing.” In this class, Exhibitors are judged by how they present the horse while performing a specific pattern. As the first class of a day of events, it sets the tone for the day. The ideal performance in this class has:

a poised, confident, and neatly attired Exhibitor

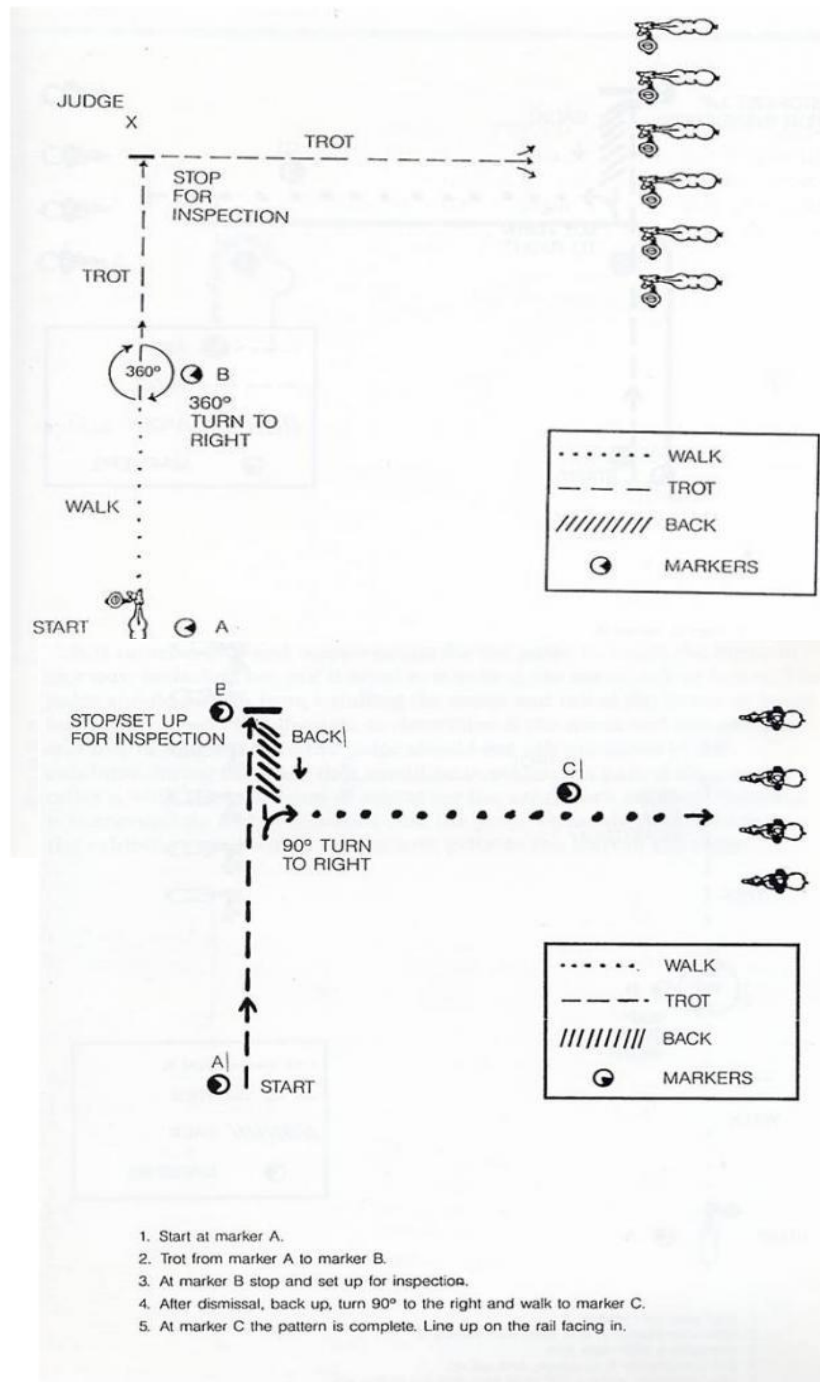
an Exhibitor and a horse that quickly and efficiently perform the pattern in the following ways:

promptly

smoothly

precisely

Sample Showmanship at Halter Patterns follow on next page



The Quarter Method

The quarter method is how you should stand in relation to the judge for EXPO showmanship at halter classes.

The Exhibitor must always be one quadrant away from the judge.

Examples:

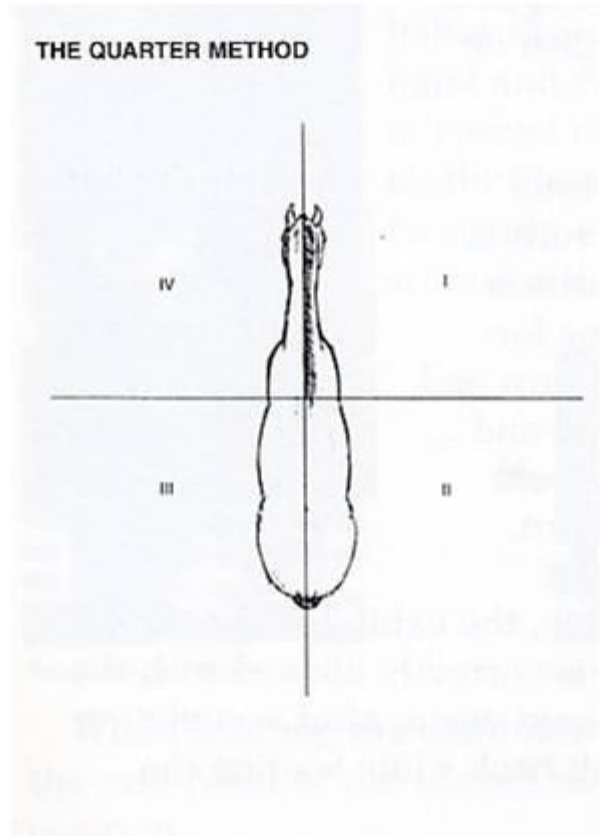
When the judge is in quadrant I, the Exhibitor should be in quadrant IV.

When the judge moves to quadrant II, the Exhibitor should move to

quadrant I.

When the judge moves to quadrant III, the Exhibitor should move to quadrant IV.

When the judge moves to quadrant IV, the Exhibitor should move to quadrant I.



Confirmation/Regular Halter Classes: Class is judged on the conformation (bone structure, muscling, balance) of the horse. Horses will be led in to show arena by hand.

Classes will be as follows if there are enough entries:

Yearling (mares and geldings)

Mares 2-3 years

Geldings 2-3 years

Aged Mares (4+ years)

Aged Geldings (4+ years)

Western Pleasure: Contestants compete simultaneously, traveling the perimeter of the arena, and at the discretion of the judge, are asked to walk, jog, lope and reverse the direction of the horse. Horses are evaluated on quality of movement while staying quiet and calm, traveling on a loose rein.

Horsemanship: Horsemanship as a class is designed to show the rider's ability to ride and handle his horse. Horsemanship is judged on the rider's appearance and position in the saddle, and his ability to control his horse, as indicated by the horse's performance in the maneuvers prescribed in the class. Exhibitors compete individually. For examples patterns, visit <https://www.aqha.com/-/13-aqha-horsemanship-patterns-for-you-to-practice> .

Ranch Riding: In ranch riding, the horse is judged on its ability to work at a forward, working speed while performing required and optional maneuvers. The ranch riding horse should simulate a horse riding outside the confines of an arena and reflect the versatility, attitude and movement of a working horse. Exhibitors compete individually. For examples patterns, visit <https://www.aqha.com/ranch-riding1> .

Reining: Each horse and rider perform an individual, pre-assigned pattern from memory. Each pattern may include 360-degree spins; flying lead changes; small slow circles; large fast circles, rollbacks and sliding stops. The rider and horse must complete these maneuvers smoothly and accurately while maintaining controlled speed. Exhibitors compete individually. For examples of patterns, visit <https://www.aqha.com/reining1>.



